

Scaled data based on original data using  
LM-79-08 Approved Method: Electrical and Photometric Measurements of Solid-  
State Lighting Products

Test Report Prepared for  
Cooper Lighting Solutions  
(formerly Eaton)

Brand: STREETWORKS

Report Number: P598459

Luminaire Tested: **PMM-SA3C-835-U-SL2-HSS**

Issue Date: 5/27/2021

**Test Information**

Test Method: LM-79-08  
Report Number: P598459  
TEST IS SCALED FROM IESNA LM-79-08 TEST DATA (G2-1910-543-17)  
Test Lab: INNOVATIONS CENTER  
Issue Date: 5/27/2021  
Manufacturer: COOPER LIGHTING SOLUTIONS (FORMERLY EATON)  
Product Line: STREETWORKS  
Catalog Number: PMM-SA3C-835-U-SL2-HSS  
Description: MESA POST TOP DECORATIVE LUMINAIRE. (3) LIGHTSQUARES WITH 16 LEDS EACH AND TYPE II SPILL LIGHT ELIMINATOR OPTICS WITH HOUSE SIDE SHIELD  
Light Source: -  
Ballast/Driver: ELECTRONIC DRIVER

**Summary**

Lumens per Lamp: N/A  
Luminaire Lumens: 12301 lumens  
Efficiency: N/A  
Efficacy: 74.1 lumens/watt  
Luminous Opening: Rectangular (W 1' x L: 1' x H: 0')  
IES Classification: Type II - Short  
BUG Rating: B2 - U0 - G2

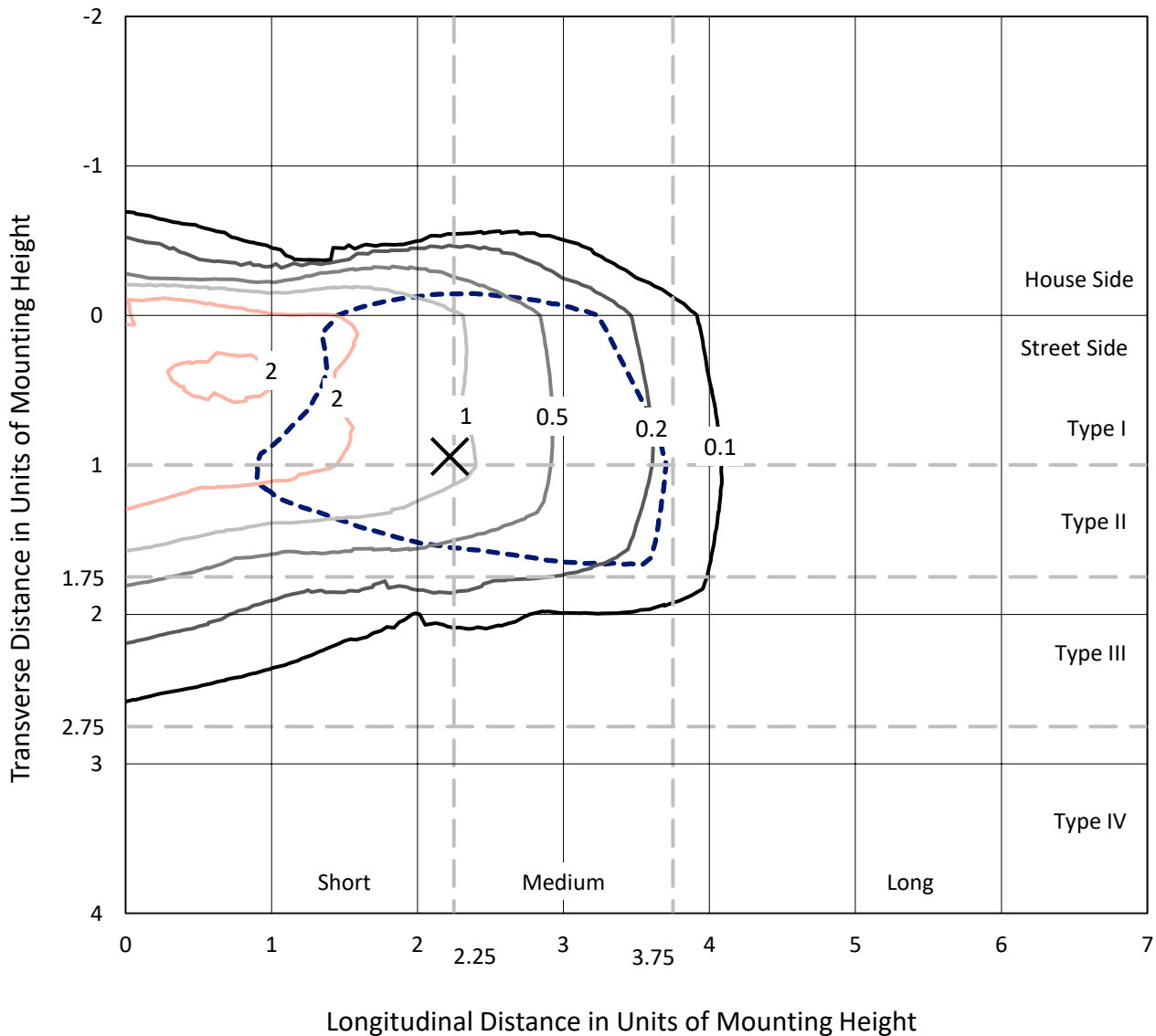
Input Watts (W): 166  
Input Voltage (V): NR  
Input Current (Ain): NR  
Voltage Rise (V): NR  
Power Factor: NR  
Total Harmonic Distortion (THDi): NR  
Frequency (hertz): 60  
Stabilization Time: NR  
Operation Time: NR  
Ambient Temperature (°C): NR  
Test Distance: 28.75 FT



REPORT NUMBER: P598459  
 CATALOG NUMBER: PMM-SA3C-835-U-SL2-HSS

### Iso-Footcandle Lines of Horizontal Illumination

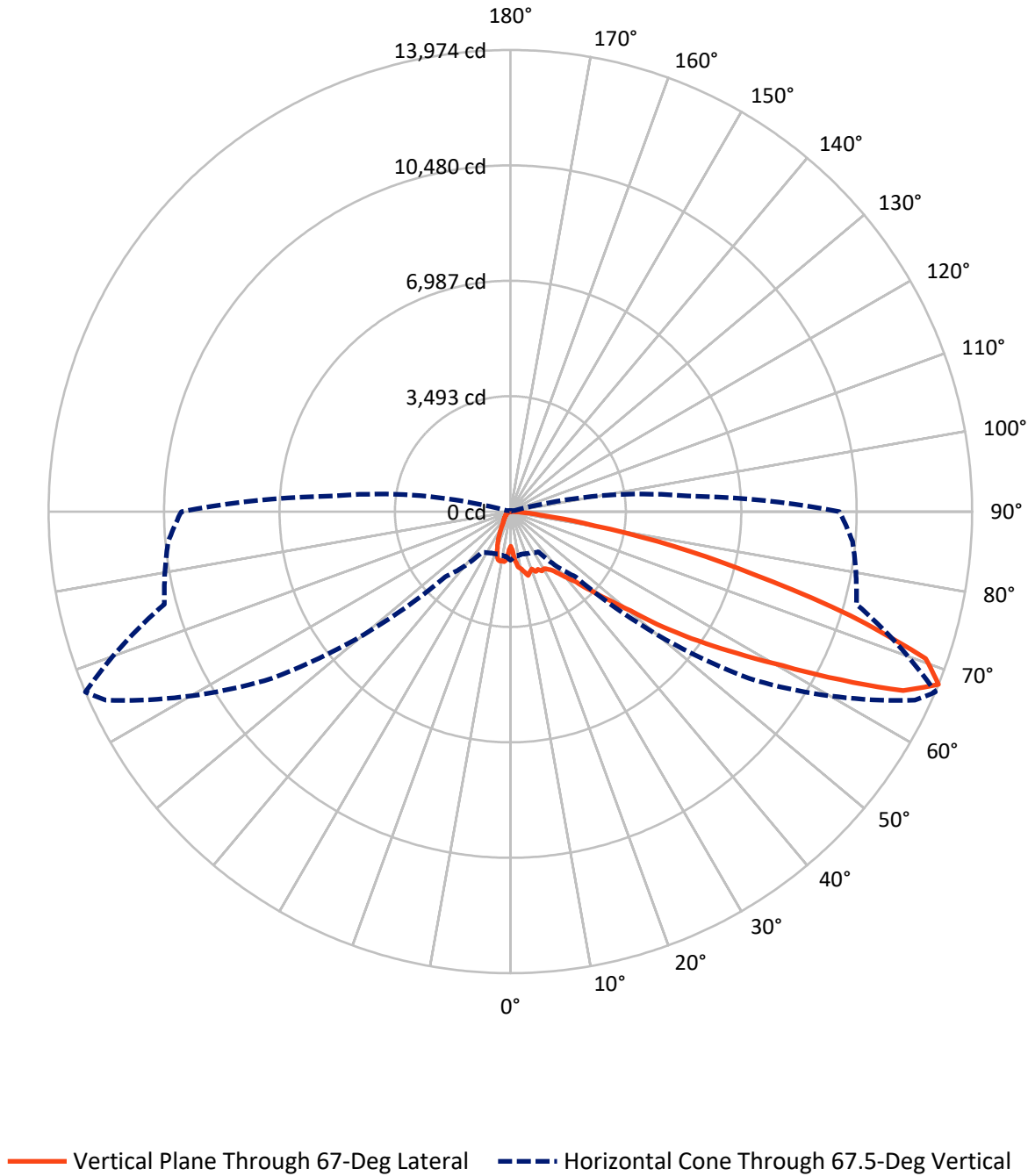
✕ Max cd  
 - - - 1/2 Max cd



Based on 25 foot mounting height. Maximum calculated value = 3.2 fc  
 Type II - Short - N/A

REPORT NUMBER: P598459  
CATALOG NUMBER: PMM-SA3C-835-U-SL2-HSS

### Luminous Intensity Polar Plot



REPORT NUMBER: P598459

CATALOG NUMBER: PMM-SA3C-835-U-SL2-HSS

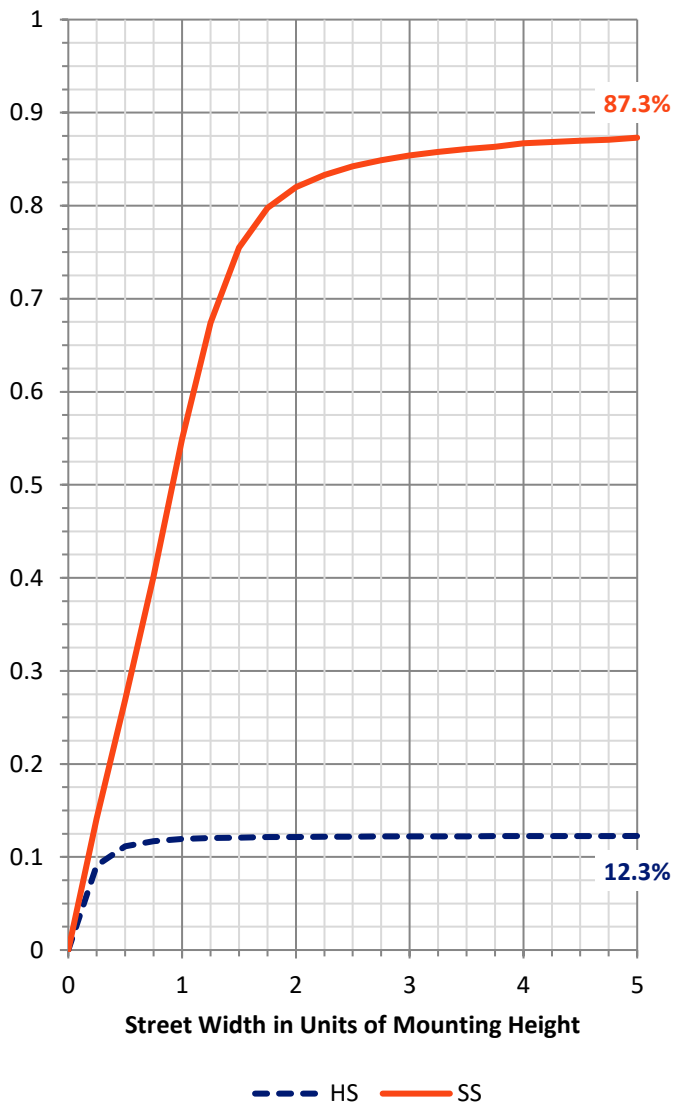
**FLUX DISTRIBUTION:**

		Downward	Upward	Total
<b>House Side</b>	Lumens	1521.3	0.0	1521.3
	% Fixture	12.4	0.0	12.4
<b>Street Side</b>	Lumens	10779.7	0.0	10779.7
	% Fixture	87.6	0.0	87.6
<b>Total</b>	Lumens	12301.0	0.0	12301.0
	% Fixture	100.0	0.0	100.0

**Coefficient of Utilization**

**ZONAL LUMENS:**

Zone	Lumens	% Fixture
0°-10°	131.5	1.1
10°-20°	389.1	3.2
20°-30°	609.8	5.0
30°-40°	983.3	8.0
40°-50°	1806.8	14.7
50°-60°	3051.5	24.8
60°-70°	3373.6	27.4
70°-80°	1765.7	14.4
80°-90°	189.6	1.5
90°-100°	0.0	0.0
100°-110°	0.0	0.0
110°-120°	0.0	0.0
120°-130°	0.0	0.0
130°-140°	0.0	0.0
140°-150°	0.0	0.0
150°-160°	0.0	0.0
160°-170°	0.0	0.0
170°-180°	0.0	0.0
0°-90°	12301.0	100.0
0°-180°	12301.0	100.0



REPORT NUMBER: P598459

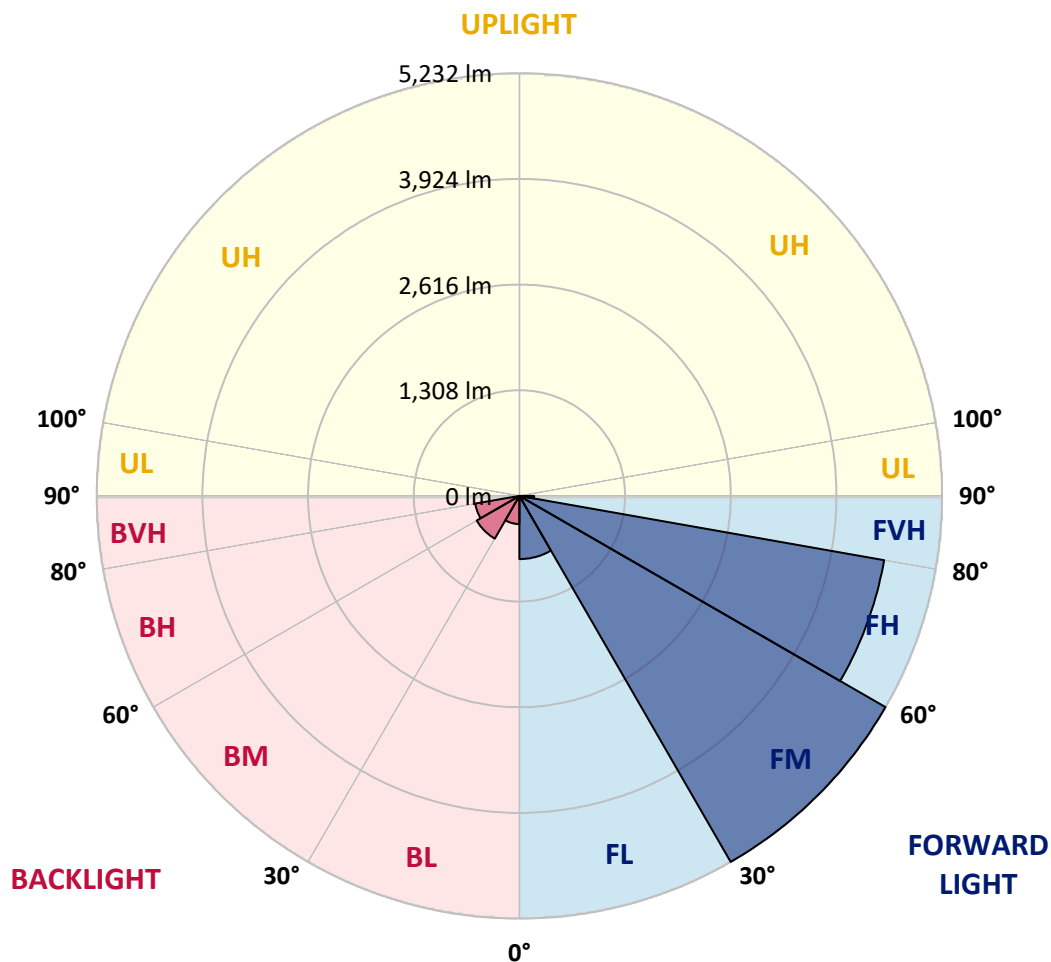
CATALOG NUMBER: PMM-SA3C-835-U-SL2-HSS

**LUMINAIRE CLASSIFICATION SYSTEM LUMEN TABLE AND BUG RATING:**

Zone	Lumens	% Fixture	Zone Rating/Lumen Limit		
			B	U	G
FL (0°-30°)	782.1	6.4			
FM (30°-60°)	5231.7	42.5			
FH (60°-80°)	4584.4	37.3			G2/5000
FVH (80°-90°)	181.5	1.5			G2/225
BL (0°-30°)	348.3	2.8	B1/500		
BM (30°-60°)	610.0	5.0	B1/1000		
BH (60°-80°)	554.9	4.5	B2/1000		G2/1000
BVH (80°-90°)	8.1	0.1			G0/10
UL (90°-100°)	0.0	0.0		U0/0	
UH (100°-180°)	0.0	0.0		U0/0	

**BUG Rating: B2-U0-G2**

Type II Short





REPORT NUMBER: P598459

CATALOG NUMBER: PMM-SA3C-835-U-SL2-HSS

**CANDELA DISTRIBUTION (FULL):**

	0°	5°	15°	25°	35°	45°	55°	65°	67°	75°	85°
0°	1047.7	1047.7	1047.7	1047.7	1047.7	1047.7	1047.7	1047.7	1047.7	1047.7	1047.7
2.5°	1236.8	1195.0	1123.8	1144.4	1185.6	1219.9	1203.7	1171.9	1172.5	1140.1	1256.7
5°	1438.9	1382.8	1341.6	1356.0	1354.1	1352.8	1429.6	1458.9	1471.4	1525.1	1604.3
7.5°	1497.0	1477.0	1434.0	1447.1	1404.0	1407.1	1541.9	1669.2	1689.2	1722.2	1863.3
10°	1474.5	1435.8	1451.4	1451.4	1452.1	1521.9	1612.4	1734.1	1758.4	1885.7	1900.7
12.5°	1450.2	1452.1	1513.8	1502.6	1587.5	1712.9	1743.5	1880.1	1868.3	1978.7	2142.8
15°	1540.7	1588.1	1548.2	1563.8	1571.9	1719.1	1768.4	1950.0	2002.4	2142.2	2248.9
17.5°	1696.0	1702.3	1619.3	1596.8	1655.5	1697.3	1796.5	1883.9	1918.8	2285.7	2436.7
20°	1724.1	1764.1	1679.8	1550.0	1674.2	1731.6	1800.9	1842.7	1857.7	2330.0	2542.8
22.5°	1893.2	1848.9	1714.1	1615.5	1651.1	1713.5	1756.6	1882.6	1972.5	2246.4	2644.5
25°	1980.0	1968.1	1839.6	1755.3	1719.1	1714.1	1812.7	1908.2	1936.9	2333.1	2669.5
27.5°	2187.8	2160.9	1911.9	1901.3	1782.2	1677.3	1814.6	1986.2	2039.9	2251.4	2763.1
30°	2470.4	2460.4	2129.1	2122.2	1932.5	1744.1	1915.7	2034.2	2001.8	2293.2	2825.5
32.5°	2755.0	2836.1	2497.3	2303.8	2161.5	1989.3	1887.0	2019.3	2077.3	2394.9	2940.3
35°	3098.8	3157.5	2812.4	2672.0	2355.6	2104.1	2077.3	2162.2	2187.1	2516.0	3070.7
37.5°	3700.3	3611.7	3317.8	3078.8	2912.8	2514.1	2381.8	2314.4	2372.5	2680.1	3337.2
40°	4144.6	4088.5	3726.5	3583.6	3201.8	2968.4	2622.7	2559.7	2624.6	2848.6	3522.5
42.5°	4680.6	4564.0	4223.2	4126.5	3733.4	3283.5	2932.8	2954.7	2914.1	3181.2	3847.6
45°	5165.5	4902.2	4712.5	4734.3	4524.6	3916.9	3450.1	3439.5	3405.8	3662.9	4189.6
47.5°	5491.8	5261.6	5076.9	5016.4	4991.4	5030.7	4197.7	4009.2	3984.3	4169.0	4728.1
50°	5667.2	5415.1	5186.7	5199.2	5705.9	6087.1	4968.9	4701.2	4710.6	4903.4	5464.4
52.5°	5549.3	5264.1	5023.2	5257.2	6260.0	6791.6	6245.6	5605.4	5822.6	5773.3	6452.2
55°	5004.5	4756.8	4585.8	5004.5	6320.5	7549.8	7817.5	6966.4	6917.7	6805.4	7459.3
57.5°	4087.8	3874.4	3769.0	4210.8	5658.5	8160.7	9396.2	8504.5	8089.6	7619.1	8295.5
60°	3045.8	2888.5	2778.7	3012.1	4458.5	7567.3	10430.2	9954.1	9473.6	8403.4	9046.8
62.5°	2255.8	2127.8	2011.2	2032.4	3070.1	6508.3	10827.1	11489.8	11213.9	9231.5	9755.7
65°	1800.2	1683.6	1601.8	1555.0	1901.3	4896.5	10274.8	12748.4	13066.6	10011.5	10267.3
67.5°	1470.1	1371.6	1331.0	1384.7	1491.4	2791.2	8799.7	13512.1	13973.9	10838.9	10393.4
70°	1196.2	1115.1	1110.7	1255.5	1373.4	1701.7	6472.8	12984.9	13332.4	10979.9	9637.7
72.5°	833.7	798.1	854.9	1060.2	1360.9	1417.1	3717.2	10745.3	10757.8	9697.6	7927.3
75°	471.7	466.1	556.0	845.5	1325.4	1402.8	2072.3	7593.5	7599.1	7334.5	5491.8
77.5°	259.6	242.7	323.9	571.6	1138.2	1370.3	1336.6	5184.8	5051.9	4081.6	2508.5
80°	119.8	112.9	175.3	366.3	832.4	1296.1	1071.4	2849.8	2569.6	1329.7	612.1
82.5°	49.3	46.8	80.5	235.2	526.0	1044.0	902.9	1264.2	1014.6	252.7	189.1
85°	8.7	9.4	33.1	142.3	294.5	481.1	732.0	600.3	441.2	69.9	103.6
87.5°	0.0	0.0	6.9	34.3	71.1	131.7	297.0	167.9	115.4	20.6	30.6
90°	0.0	0.0	0.0	0.0	0.0	0.0	0.0	0.0	0.0	0.0	0.0



REPORT NUMBER: P598459

CATALOG NUMBER: PMM-SA3C-835-U-SL2-HSS

**CANDELA DISTRIBUTION (continued):**

	90°	95°	105°	115°	125°	135°	145°	155°	165°	175°	180°
0°	1047.7	1047.7	1047.7	1047.7	1047.7	1047.7	1047.7	1047.7	1047.7	1047.7	1047.7
2.5°	1279.8	1269.2	1161.9	1166.9	1174.4	1167.5	1166.3	1136.3	1108.9	1199.3	1198.1
5°	1618.7	1543.2	1468.9	1440.2	1378.4	1297.3	1297.9	1272.3	1246.1	1282.9	1282.9
7.5°	1860.2	1755.9	1661.7	1493.9	1330.4	1182.5	1169.4	1134.4	1094.5	1142.5	1151.9
10°	1916.3	1825.8	1704.2	1457.7	1302.9	1158.8	1000.3	869.9	809.3	781.3	776.3
12.5°	2089.2	2021.8	1749.7	1477.0	1254.2	1010.3	750.7	595.9	490.5	482.4	471.1
15°	2204.6	2157.2	1794.6	1429.0	1048.3	726.3	471.7	361.9	319.5	315.7	310.1
17.5°	2383.7	2301.3	1751.6	1276.1	819.9	479.2	317.0	285.8	290.8	302.0	293.3
20°	2456.7	2295.7	1658.0	1054.6	576.0	321.4	275.2	258.3	271.4	282.0	277.1
22.5°	2531.6	2311.9	1575.0	869.2	376.3	265.8	245.2	236.5	237.7	248.4	249.0
25°	2531.0	2356.9	1478.9	677.0	280.2	236.5	221.5	210.3	205.9	213.4	211.5
27.5°	2653.9	2305.1	1303.5	502.3	246.5	211.5	197.2	183.5	167.9	175.3	175.3
30°	2654.5	2389.3	1181.2	360.7	225.9	188.4	176.0	154.8	136.7	142.9	143.5
32.5°	2725.0	2316.3	1068.3	275.8	209.7	174.7	147.3	127.9	117.3	121.1	121.1
35°	2805.5	2378.7	894.8	243.4	193.4	155.4	126.0	110.4	102.3	105.5	105.5
37.5°	3071.3	2365.6	774.4	226.5	182.8	140.4	114.8	97.3	93.6	95.5	98.0
40°	3167.4	2458.6	610.9	216.5	165.4	126.7	101.1	88.0	83.0	84.2	84.9
42.5°	3412.0	2479.2	488.0	208.4	149.8	109.8	89.9	80.5	74.3	74.3	76.1
45°	3682.2	2531.0	388.1	201.6	136.7	98.6	81.1	73.6	64.3	63.0	65.5
47.5°	4073.5	2729.4	316.4	187.8	121.1	91.7	74.9	63.6	56.2	53.7	56.2
50°	4728.1	3066.3	279.6	171.0	109.8	86.1	66.1	54.3	48.7	45.6	47.4
52.5°	5651.6	3648.5	260.2	155.4	99.8	77.4	59.3	47.4	41.8	39.3	40.6
55°	6677.5	4316.2	250.8	139.8	91.1	68.0	51.8	41.8	36.8	33.7	34.3
57.5°	7625.9	4944.0	241.5	124.8	82.4	60.5	45.6	36.8	31.8	28.7	29.3
60°	8560.7	5445.0	219.0	107.3	74.3	54.3	39.9	31.8	28.7	25.0	25.0
62.5°	9387.5	5744.6	186.6	93.0	66.8	48.0	35.6	28.7	26.2	22.5	22.5
65°	9950.3	5758.3	150.4	79.9	58.7	41.2	31.2	26.8	24.3	20.0	19.3
67.5°	9958.5	5383.9	120.4	71.1	51.8	36.2	28.1	25.6	22.5	18.7	17.5
70°	8913.3	4447.9	100.5	62.4	44.9	31.8	24.3	24.3	21.8	18.1	16.2
72.5°	7129.9	3398.9	84.2	54.3	39.9	27.5	22.5	23.1	21.2	18.1	16.2
75°	4792.3	1949.4	69.9	46.2	34.9	23.1	21.8	22.5	21.8	18.1	15.6
77.5°	2207.1	620.9	54.3	38.1	30.0	19.3	21.2	21.2	20.0	16.2	13.7
80°	497.3	152.9	39.3	28.1	24.3	14.4	19.3	17.5	15.6	11.2	8.1
82.5°	181.0	46.8	23.7	17.5	15.0	5.6	12.5	12.5	11.2	8.1	5.0
85°	103.6	24.3	13.1	11.2	8.1	2.5	6.9	7.5	6.2	5.6	2.5
87.5°	33.7	5.6	6.2	6.9	6.2	1.2	2.5	2.5	1.9	1.2	0.0
90°	0.0	0.0	0.0	0.0	0.0	0.0	0.0	0.0	0.0	0.0	0.0

(END OF REPORT)